

ZOOM TROUBLESHOOTING

Do I need a Zoom account to join?

No, a Zoom account is not required to attend, however, you must register for the webinar ahead of time. You can join as a participant without creating an account.

How do I join a Zoom Webinar?

You can join a meeting by clicking the meeting link provided in the email sent you after you register, or by going to join.zoom.us and entering in the Meeting ID directly. You can always [join a test meeting](#) to familiarize yourself with Zoom in advance.

Can I join from my phone, or do I have to be on a computer?

You can join from a computer or your mobile phone. Whichever you prefer, view the instructions on the following pages for the most common methods to access Zoom.

How do I connect my audio?

On most devices, you can join computer/device audio by clicking **Join Audio**, **Join with Computer Audio**, or **Audio** to access the audio settings for the meeting from your device directly.

If you are joining from a computer without speakers, you can also choose to call in to access the audio. The phone numbers to do this are available once you join the Zoom meeting.

Do I have a webcam to join on Zoom?

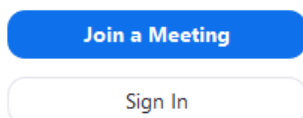
A webcam is not required to join the meeting, you will be able to both listen to and view the video of the speaker during the meeting.

FROM A WINDOWS OR MAC

Using the Zoom desktop app

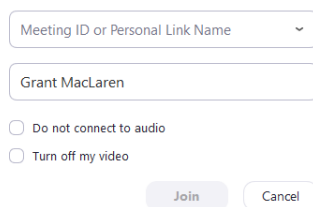
Open the Zoom app (if you have it installed already) to join the meeting.

- Click **Join a Meeting**.



- Enter the **Meeting ID** number and your **Display Name**, then click **Join**.

Join a Meeting

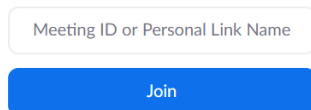


Using your Browser (i.e. Chrome)

Type **zoom.us/join** into the address bar to join the meeting.

- Enter the **Meeting ID** number and click **Join**.

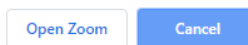
Join a Meeting



- If this is your first time joining, you will be asked to open the Zoom app to join the meeting.
- Click **Open Zoom**

Open Zoom?

https://zoom.us wants to open this application.

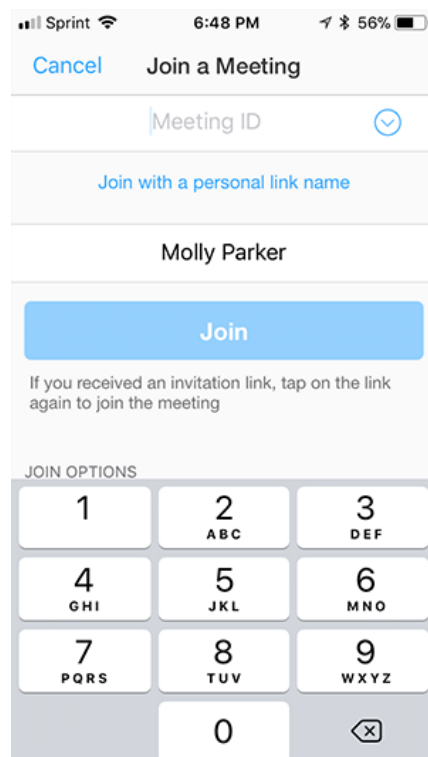


FROM AN APPLE DEVICE

- Open the Zoom mobile app.
- Tap **Join a Meeting**.
- Enter the **Meeting ID** number and your **Display Name**.
- Select if you would like to connect audio and/or video and select Join.



Note: *If you have not downloaded the Zoom mobile app yet, you can download it from the App Store.*



FROM AN ANDROID DEVICE

- Open the Zoom mobile app.
- Tap **Join a Meeting**.
- Enter the **Meeting ID** and your **Display Name**.
- Select if you would like to connect audio and/or video and select **Join**.



Note: *If you have not downloaded the Zoom mobile app yet, you can download it from the Google Play Store.*

